

FOR SALE

5x used Lawo V Remote 4
All-in-one solution for IP based remote productions

3x frames coming with 4x J2K / MADI
2x frames coming with 5x J2K / MADI

Technical facts:

4x 3G / HD / SD SDI inputs
4x 3G/HD/SD SDI outputs
2x IN/OUT optical MADI ports
4x 1Gbit Ethernet (2x PoE)
Quadsplit MV Output (SDI 3G/1080i)
Quadsplit MV Output (Display Port 3G)
2x 10 Gbit Ethernet (SFP+)
2x USB
GPI/O
Video Ref. Input & Loop and Output
WordCLK I/O
Redundant Power Supply



Price on request:

Excl. VAT

Excl. shipping & insurance costs

Excl. custom fees

Technical description:

LAWO V__remote 4 – THE ALL-IN-ONE SOLUTION FOR IP-BASED REMOTE PRODUCTIONS

Lawo's V__remote 4 is designed to provide a one-box-solution for all the requirements of video and audio signal transport and processing in WAN-based remote productions as well as in standard contribution applications. It includes everything from Video-over-IP coding to various monitoring and processing tools. All designed for one purpose: to provide a tool that increases the flexibility of any broadcast application, while saving valuable rack-space, set-up time and production costs. With its virtual cabling capability, V__remote 4 immediately brings IP infrastructure advantages and cost savings, providing an unparalleled degree of flexibility and scalability.

MAIN BENEFITS

- Immediate cost savings by remote production
- New flexibility through IP infrastructure
- Unprecedented scalability
- Perfect tool for transition from SDI to the IP world
- Enables new and more efficient production workflows
- IP designed for video engineers, not for IT departments
- SMPTE2022-6/-7 compliant
- J2K compression
- VC-2 for mezzanine compression, allowing 4x 3G on a single 10GE link
- Following the AIMS roadmap

REMOTE PRODUCTION FOR REALIZING TOMORROW'S - VISIONS ALREADY TODAY

With the performance and maturity of today's IP network technology, video-, audio- and control-over-IP are becoming the solution of choice for many applications. In remote live production, which is increasingly regarded as the next major evolution of broadcast production, IP is becoming a fundamental requirement. Getting reliable, low latency and high-quality video from venues back to studios at reasonable cost is an absolute necessity for this. The Lawo V__remote 4 is the ideal tool for achieving this vision of IP-based remote broadcast production today. The device combines a bi-directional, four-channel Video-over-IP interface, four local SDI inputs and outputs, along with all the processing tools usually needed when contributing video and audio via WAN or LAN to a broadcast production.

AT A GLANCE

- Multiple Video-over-IP Encoding and Decoding: 4x/4x Raw/VC-2*; 4x/4x JPEG2000*** (multicast/unicast); 1x H.264* (multicast/encoding only)
- Integrated switch fabric, switching capacity 40Gbps, 2x 10Gbit Ethernet and 4x 1 Gbit Ethernet (2x incl. PoE)
- Frame synchronization for each channel
- Frame Phasing, Line Phasing
- Variable audio and video delays for each channel
- Embedding and de-embedding incl. SRC for each channel
- RGB Color Correction & Proc Amp for each channel*
- Two Surround-to-stereo Downmixers per Embedder
- Dolby® E Auto Aligner*
- Quadsplit Multiviewer*
- Waveform and Vectorscope display*
- Timecode Insertion, Test Pattern Generator and Video ID Generator for each channel
- Timecode Generator
- Sync Generator, PTP Grandmaster with Ref GM function*
- AV Sync Measurement* (Vistek® VALID8 compatible)
- Network Sounding*

VIDEO-OVER-IP CONTRIBUTION VIA WAN

The Lawo V__remote 4 provides four 3G / HD / SD SDI inputs and four 3G / HD / SD SDI outputs for interfacing to external video equipment. The device is designed to convert these signals into IP streams and vice versa. These streams can be transported via standard Layer 3 IP LANs or WANs. V__remote 4 provides parallel encoding in multiple streaming formats, making the same signal available to different applications – e.g. RAW for local production, JPEG2000 for remote sites and H.264 for monitoring applications. The IP-based approach allows easy signal routing via Lawo's VSM control and monitoring system or via other external master control systems. No rewiring is needed as long as all devices are connected to the network. Since the device is based on a real network technology with multi-cast capability, it allows easy transmission of signals to multiple outputs within the network. The V__remote 4's coding engines are designed to meet the highest demands in video quality and signal transport reliability. The unit's extremely robust J2K codec (with a special protection algorithm for robust signal transport even on unreliable WAN connections) and its SMPTE2022-7 compatible port redundancy ensure signal availability and quality. Format and quality of the IP video streams can be configured individually to meet the optimal ratio between picture quality, latency and bandwidth. The 6 Ethernet ports are connected to an internal switch allowing to "tunnel" through the 10Gbit any IP traffic such as camera control, RAVENNA streams or even office and internet IP traffic.

SUPPORTED VIDEO TRANSPORT MODES

- Raw mode for transparent transport of uncompressed, full production quality video with the lowest latency. SMPTE 2022-6*** compatible.
Full code stream bit rates: HD 1.5Gbps, 3G 2.97 Gbps
- Ultra-low latency mode for transporting production quality video with ultra-low latency VC-2 (DiracPro) Codec, end-to-end delay incl. encoding and de-coding <32 video lines
- Low latency mode** for transporting production quality video. JPEG2000 Codec, bit rates: 30 Mbps – 250 Mbps, end-to-end delay incl. encoding and de-coding <2.5 frames (4x/4x mode: <4 frames). 16 channels of embedded audio.
- H.264 mode for monitoring applications. H.264 Encoder, full code stream bit rate 8Mbps, up to 10 stream subscribers
- Full support of source-timed frame-accurate switching of SMPTE2022-6 video
- Following the AIMS roadmap

SUPPORTED AUDIO TRANSPORT MODES

- RAVENNA
- AES67
- Embedded SMPTE 2022-6/-7
- Embedded JPEG2000

POWERFUL TOOLS FOR VIDEO CONTRIBUTION

- VIDEO/AUDIO ROUTER provides an internal 8x8 video routing matrix (4x SDI + 4x IP) and a 384x384 audio routing matrix.
- INTERNAL SWITCH with 2x 10G Ethernet and 4x 1G Ethernet ports (2x PoE) for any network application.
- IP STREAMING ENGINE for video and audio signals with raw format video encapsulation (SMPTE 2022-6).
- CLEAN SWITCHING supports source-timed frame-accurate switching of SMPTE 2022-6 video
- SYNC-GENERATOR for precise clocking of broadcast infrastructures.
- VIRTUAL BLACKBURST for sync distribution via WAN/LAN.
- 3G CONVERSION down-converts 3G to 1080i for 10GE streaming applications.
- FRAME-SYNCHRONIZER for syncing incoming independent free running signals to the same reference.
- VARIABLE VIDEO & AUDIO DELAYS for compensating latencies and lip-sync matching between incoming or outgoing audio (up to 320ms delay) and video (up to 8 frames delay) signals. In Delay Auto Mode the audio delay can be set to automatically follow the video delay.
- (DE-) EMBEDDING WITH SRC to embed, de-embed and shuffle any of the 16 audio channels within the 8 SDI input/output streams simultaneously. Audio interfacing to mixing consoles or external audio routers via MADI and AES67/RAVENNA.
- SURROUND DOWNMIX for providing two automated Lawo-quality 5.1/7.1 to stereo downmixes per embedder.
- TIMECODE INSERTION provides selectable ATC LTC/VITC1/VITC2 insertion from an input signal or free run mode or from internal Timecode Generator.
- TEST PATTERN AND VIDEO ID GENERATOR provide video ID insertions (text, source, date, timecode, time of day) and color bar test pattern as well as a selection of audio test tones and AV Sync test pattern.
- THUMBNAIL PREVIEWING to provide motion previews of video signals. The thumbnails are available via IP and can be displayed on the V__remote4 GUI, external master control systems or PCs.

OPTIONAL FEATURES

- VC-2 CODECS* mezzanine compression for production quality low-latency IP streaming (suitable for multiple coding generations).
- JPEG2000 CODECS* for production quality, bandwidth-reduced, low latency IP streaming incl. 16 channels of embedded audio (suitable for multiple coding generations).
- H.264 ENCODER* for IP monitoring applications.
- WAN AUDIO TRANSPORT enables WAN-capable MADI-over-IP audio transport via RAVENNA/AES67 streaming.
- NETWORK SOUNDING for testing the WAN's network performance in order to provide metrics for trouble-shooting and monitoring, e.g. jitter management.
- REF GRANDMASTER generates a PTP for the complete network derived from an incoming video reference signal.
- QUADSPLIT MULTIVIEWER provides a high quality video and audio monitoring solution with true peak & peak metering, UMD and tally support via the unit's MV video outputs (BNC/Display Port), displaying up to four video sources at the same time. The tally lamps can be controlled via Ember+, offering the possibility to integrate the MV tally in the overall tally system of your studio control system. It supports multiple colors (RGB) for multi tally configurations in enhanced TV productions.
- WAVEFORM AND VECTORSCOPE DISPLAYS enable measuring and testing of video signals and evaluation of video adjustments processed within the V__remote4.
- RGB & YUV COLOR-CORRECTION AND PROC-AMP to adjust the video signal to specific color requirements. High-quality algorithms guarantee perfect video signals.
- AV SYNC MEASUREMENT is a high-end measurement tool for managing the precise synchronization of audio and video signals. It can create a V__line sync pattern and read/analyse three types of sync patterns: V__line, EBU and the Vistek® VALID8 pattern. Each SDI and IP input of the V__remote4 can be used to read the incoming VALID signal.
- DOLBY E® AUTO ALIGNER to automatically adjust the timing of Dolby® streams.

* V__remote4 allows the activation of either the VC-2 or JPEG2000 option. No H.264 with VC-2.

Technical facts:

SPECIFICATIONS

VIDEO INTERFACES

- VIDEO SIGNAL INPUT/OUTPUT: 4x 3G/HD/SD-SDI inputs via BNC connector, 4x 3G/HD/SD-SDI outputs via BNC connector, 1x 3G/1080i MV/QS output via BNC, DisplayPort for local MV/QS monitoring
- VIDEO REFERENCE SIGNAL INPUT/OUTPUT: BB/Tri-Level, Loop thru, BB/Tri-Level output via BNC connector, IP
- VIDEO STANDARDS:
2.97Gbps Video Standards (1080p):
1080p 60Hz SMPTE-424M, 425M Level A & Level B
1080p 59.94Hz SMPTE-424M, 425M Level A & Level B
1080p 50Hz SMPTE-424M, 425M Level A & Level B
1.485Gbps Video Standards (HD):
1080i 60Hz SMPTE-274M(4),-292M(D)
1080i 59.94Hz SMPTE-274M(5),-292M(E)
1080i 50Hz SMPTE-274M(6),-292M(F)
1080p 30/29.97/25/24/23.976sf
1080p 30Hz SMPTE-274M(7)-292M(G)
1080p 29.97Hz SMPTE-274M(8)-292M(H)
1080p 25Hz SMPTE-274M(9)-292M(I)
1080p 24Hz SMPTE-274M(10)-292M(J)
1080p 23.976Hz SMPTE-274M(11)-292M(K)
720p 60Hz SMPTE-296M(1),-292M(L)
720p 59.94Hz SMPTE-296M(2),-292M(M)
720p 50Hz SMPTE-296M(2),-292M(M)
270Mbps Video Standards (SD):
576i 16:9 and 4:3 SMPTE-259M(C)
480i 16:9 and 4:3 SMPTE-259M(C)
- VIDEO REFERENCE: Analog Genlock High definition tri-level sync SMPTE-274M/296M or SD 1V BB SMPTE-170M/318M or SDI or IP-VideoStream, IEEE1588 PTPv2+RefMaster (SMPTE2059)
- RETURN LOSS: SD: > 15dB; HD: > 15dB; 3G-HD: >15dB
5MHz-1.485GHz, >10dB 1.485GHz-2.97GHz
- CABLE LENGTH: SD: >350m (using Belden1694A),
HD: >180m (using Belden 1694A),
3G-HD: >120m (using Belden1694A)
- VIDEO RESOLUTION: 10 bit 4:2:2

AUDIO INTERFACES

- AUDIO SIGNAL INPUT/OUTPUT: 2x MADI/AES10 optical in/out via LC connector front (redundant mode selectable); SDI embedded Audio via BNC connector, Ethernet
- AUDIO REFERENCE SIGNAL INPUT/OUTPUT: BB/Tri-Level, WordCLK input via BNC connectors (for audio phase alignment only), WordCLK output via BNC connectors
- AUDIO STANDARDS: SMPTE 299/48, MADI/AES10, RAVENNA/AES67
- AUDIO RESOLUTION: 24 bit

METADATA

- ATC (LTC. VITC1, VITC2) SMPTE12M-2, Binary group data SMPTE 309, AFD SMPTE2016, Closed-Caption SMPTE334, VBI data services /DTV descr. SMPTE334, Source-ID OBS-special, Dolby E® Meta data SMPTE2020, ANSI/SCTE 104 SMPTE2010, DVB/SCTE VBI SMPTE2031, Teletext OP-47, User App ID DID C1&C4 (Y-HANC) (more on request)

IP INTERFACES

- GIGABIT ETHERNET: 4x RJ45 100/1000Base-T, 2x POE, 2+2 redundant operation selectable*
- 10G ETHERNET: 2x SFP+, redundant operation selectable
- PROTOCOLS: IPv4/UDP/TCP/RTP/RTCP, ARP, RSTP, LLD P, IGMPv2, DiffservTOS, IEEE1588 PTPv2 (transparent clock)
- VLAN: port-based VLAN1 & VLAN2; assignable management port
- SWITCHING CAPACITY: max. 40Gbps, video & audio content streaming max. 10Gbps

PROCESSING

- VIDEO ENCAPSULATION (10 BIT 4:2:2): Raw (uncompressed) encoding and decoding (SMPTE2022-6 vs. RV) or VC-2 (DiracPro-LL) compressed encoding and decoding; JPEG2000 encoding and decoding (VSF-TROI* vs. RV)
- SEAMLESS PROTECTION SWITCHING (Hitless Merge, compliant with SMPTE2022-7)
- RAW ENCODING & DECODING: 4x video encoding bitrates 2.5Gbps, 1.25Gbps; latency <1 line
- JPEG2000 ENCODING & DECODING: 4x encoding / 4x decoding with HD/SD-SDI, 2x encoding / 2x decoding with 3G-SDI; video only encoding bitrates up to 250Mbps; latency 1-2 frames at encoding, 0.5-1 frame at decoding
- H264 ENCODING (8 BIT 4:2:0): 1x video encoding with stereo audio; encoding bitrate fixed 8Mbps

- THUMBNAILING & PPM: input/output JPEG thumbnails and PPM data
- AUDIO ENCAPSULATION: AES67 and RAVENNA audio streams (encoding AM824, decoding L16, L24, AM824); Encoding bitrates stream dependant; Latency synchronous operation < 2msec
- AV SYNC (AUDIO/VIDEO): synchronous operation < 2msec
- VIDEO/AUDIO OUTPUT SYNCHRONIZATION: Genlocked to external clock reference, genlocked to IP PTP master clock-based reference, genlocked to SDI or IP input
- LATENCY: video processing latency: max. 100 pixels; QuadSplit monitoring: 1 frame; audio latency (SRC disabled, synchr. operation): < 2ms

MANAGEMENT AND MONITORING

- PROTOCOLS: HTTP, SNMPv1, Ember+, NMOS IS-04/05*, Syslog
- USER INTERFACES: Embedded HTML5 user interface
- GPI: physical and virtual GPIs (via Ember+)

ENVIRONMENTAL

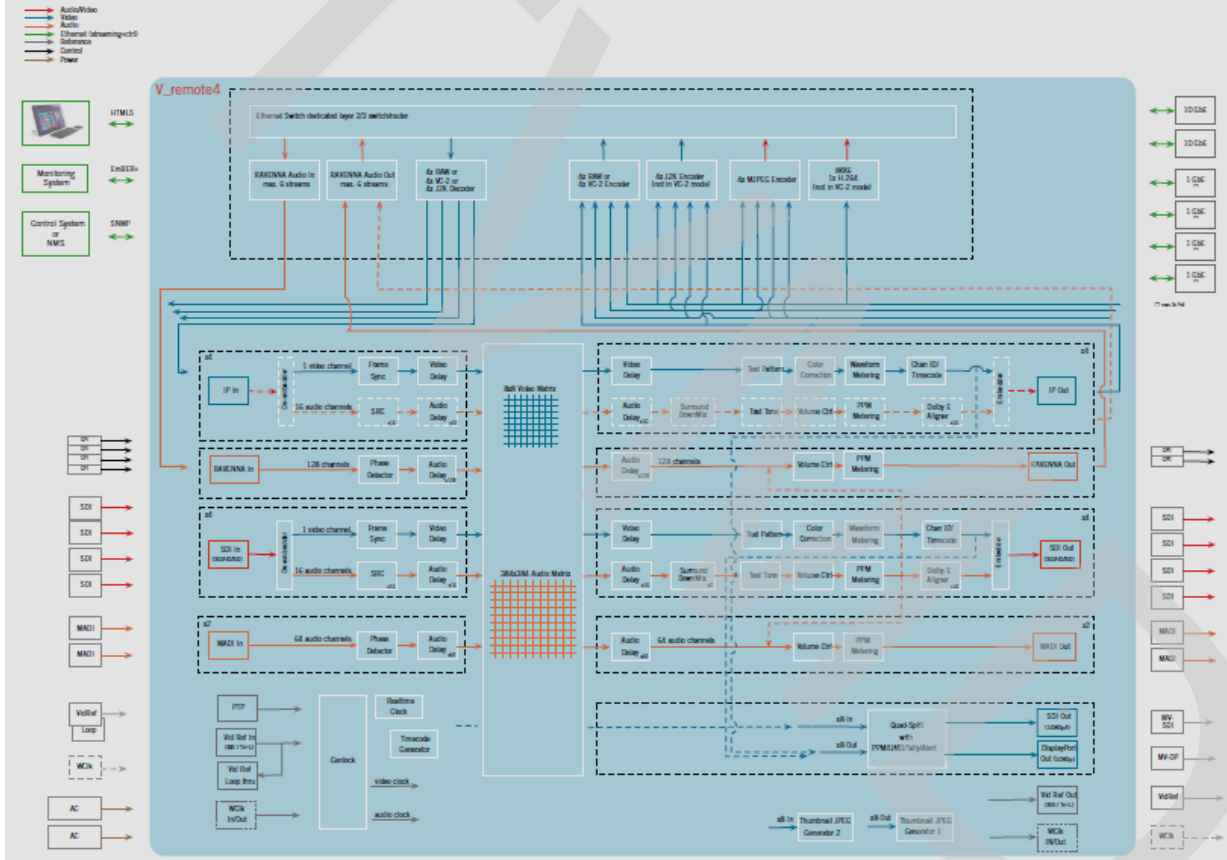
- STORAGE TEMPERATURE: -20°C to +70°C (-4°F to +158°F)
- OPERATING TEMPERATURE: 0°C to +40°C (+32°F to +104°F)
- RELATIVE HUMIDITY: < 90% non-condensing
- ELECTROMAGNETIC ENVIRONMENT: E2 (EN55103-1,-2)

POWER

- 2x Auto sensing 100 .. 240V VAC power supply 50/60Hz nominal on IEC connector < 130W incl. 30W PoE

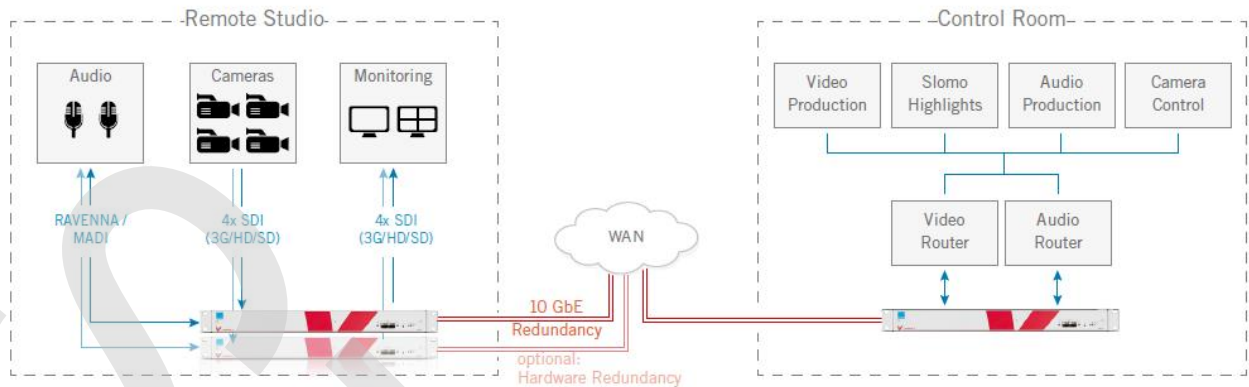
FRAME MECHANICS

- DIMENSIONS (H x W x D):
44 mm (1 RU) x 481 mm (19") x 458 mm (18")
- WEIGHT: 5.1 kg (11.2lb)



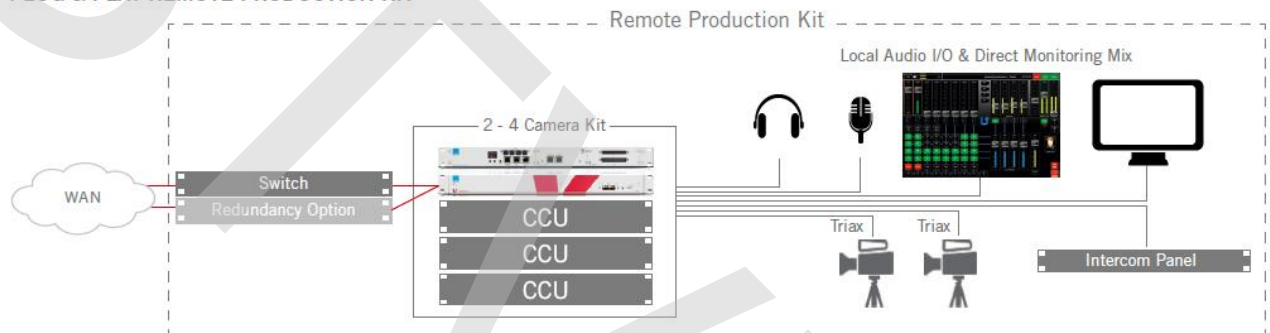
V__remote4 IN ACTION

CONTRIBUTION & REMOTE PRODUCTION



V__remote4 IN ACTION

PLUG & PLAY REMOTE PRODUCTION KIT



PLUG & PLAY REMOTE PRODUCTION KIT

Lawo V__remote4 is also available as a stand-alone Plug & Play Remote Production Kit, providing fully-integrated video, audio and intercom transport (via qualified IP WAN connections) for any third-party video and audio equipment. The kit connects up to four camera CCUs via SDI for video and TCP/IP for control, with audio mixers connected via MADI or RAVENNA/AES67. An IP-based Compact Engine with audio I/O and GPIO on the remote site provides no-latency audio monitor mixing, e.g. for IFBs. The unit is operated via Tablet or PC – in addition to the local operation it can be controlled from a remote studio (e.g. via a Lawo mc² console). Additional microphone inputs are furnished with A__mic8 Analog-to-IP interfaces. The kit is completely controllable via a VSM control system.



UNIFIED CONTROL FOR IP SIGNAL ROUTING

V__remote 4 devices are managed with the Lawo VSM IP broadcast control and monitoring system. This enables convenient management of all V__line video streams, as well as the audio streams from A__line Audio-to-IP interfaces from one unified control GUI. VSM provides intuitive video and audio stream setup with a routing function that operates just like a standard router control panel. The VSM system hides the complexity of the IP network from the user, and provides immediate advantages: Reconfigure without the need to touch any physical cables, setup streams, and control parameters all with the use of a mouse-click or touch-screen control. In addition, the VSM system also includes a comprehensive range of hardware control panels.

INTUITIVE DEVICE CONFIGURATION:

The Lawo V__remote 4 provides two convenient ways to control the device:

WEB-GUI

Easy-to-understand HTML 5-based touch screen interface with live video monitoring that runs directly within the web browser. The GUI enables the operator to access all V__line devices from anywhere within the network.

Ember+ CONTROL

The Ember+ protocol support enables the device to be controlled by external master control systems like BFE's KSC, Axon's Cerebrum or Lawo's Virtual Studio Manager. This allows the building of broadcast installations with an integrated user interface.

Pictures of the equipment:




V__remote 4 – FRONT VIEW



sports tv media distribution

Paradeisergasse 9 • 9020 Klagenfurt, Austria
 Tel.: +43 463-90 8000 • Fax: +43 463-90 8000-99
 e-mail: stvmd@stvmd.com • <http://www.stvmd.com>

V_remote4 - REAR VIEW



- 1 Optical MADI ports (2x In/2x Out)
- 2 Default IP button
- 3 Status LEDs (Status, PSU 1/2)
- 4 4x SDI Inputs (3G/HD/SD)
- 5 4x 1 Gbit Ethernet (2x PoE)
- 6 Quadsplit MV Output (SDI 3G/1080i)
- 7 4x SDI Outputs (3G/HD/SD)
- 8 2x 10 Gbit Ethernet (SFP+)

- 9 Quadsplit MV Output (Display Port 3G)
- 10 2x USB
- 11 GPI/O
- 12 Video Ref. Input & Loop Thru (BB or TriLevel)
- 13 Video Ref. Output (BB or TriLevel)
- 14 WordCLK I/O
- 15 Redundant Power Supplies

sports tv media
distribution

Paradeisergasse 9 • 9020 Klagenfurt, Austria
Tel.: +43 463-90 8000 • Fax: +43 463-90 8000-99
e-mail: stvmd@stvmd.com • <http://www.stvmd.com>

For further information please contact:

sports tv media
distribution

Otmar Valzachi
sports tv media distribution GmbH

Paradeisergasse 9
9020 Klagenfurt

AUSTRIA

Tel:+43 463 908000
Fax:+43 463 908000 99
Mobile:+43 676 848606211
email: ov@stvmd.com
<http://www.stvmd.com>