sports tv media distribution

Paradeisergasse 9 • 9020 Klagenfurt, Austria
Tel.: +43 463-90 8000 • Fax: +43 463-90 8000-99
e-mail: stvmd@stvmd.com • http://www.stvmd.com

Used OB Truck – "Rack ready – partly equipped"

Prepared for up to 10 Camera Chains

The OB Truck is pre-cabled in 3G -the remaining Video equipment is in HD 1080i

Facts of the "Rack ready" OB Van:

Mercedes-Benz / DaimlerChrysler Actros 2540 OB Van

400 HP – Euro 3 – left-hand drive

First registration of the OB body: November 2003

Coach built by Spezialfahrzeugbau Pfaff -Germany

System integration by Grass Valley -Germany

Power System 1x 63A/CEE

Custom-built AirCon with 4 separate circuits

Hydraulic extension + stamps – battery operation possible

Hydraulic stabilizers with electrical remote control

Maximum permitted weight 25,600 kg

MOT valid until August 2027

15 working positions

Floor heating on all working places

Refurbishments:

Audio and Video components changed in 2012

Compressors and evaporator motors replaced

Service of tractor and chassis in May 2026

Technical facts video/audio equipment:

Video mixer Grass Valley Kayenne – 3.5 M/E – HD1080i

Video

Pre-cabled for 4x VTR positions

Pre-cabled for 15x intercom RCP positions

Cabling prepared for up to 10 Camera Chains

10x Triax camera connections – Damar & Hagen connector

3G video cabling

12x Schill electrical cable drums - rear side

Videomatrix Grass Valley Trinix 192 x 192 -HD 1080i

LAWO MC²56 MK audio mixer

Paradeisergasse 9 • 9020 Klagenfurt, Austria
Tel.: +43 463-90 8000 • Fax: +43 463-90 8000-99
e-mail: stvmd@stvmd.com • http://www.stvmd.com



Short description of the Outside Broadcast Truck – prepared for up to 10 camera chains:

The OB Truckis based on a Daimler Actros and is registered as a self-propelled mobile work machine. The vehicle originated from a pre-production series and was converted into a high-quality television outside broadcast truck between 2002 and 2003. The bodywork was manufactured by specialist vehicle builder Pfaff -Germany, while the technical systems integration was carried out by the renowned systems integrator Grass Valley.

The vehicle has a maximum permissible gross weight of 25,700 kg and a powerful 400 PS engine complying with the Euro 3 emissions standard. The axle configuration, featuring a hydraulically steered rear axle and an extended chassis frame, provides good maneuverability and a solid foundation for the extensive technical installation.

The OB truck features a rigid box body with a hydraulically operated slide-out section. Its robust steel framework and aluminum exterior cladding ensure high structural stability and durability. Measuring 12 meters in length, 2.50 meters in width and 3.96 meters in height, the vehicle offers generous interior space. When deployed, the working area expands to approximately 4.50 meters in width.

A particular advantage is that the vehicle can be converted from its transport configuration to its operational configuration independently, without an external mains power supply. Automatic levelling facilitates fast and efficient setup on site.

The interior provides several functionally separate working areas, including an audio control room, a production control room, a video engineering room and a multifunction room for EVS or production applications. This layout supports a structured and professional production workflow.

A powerful combination of a packaged air-conditioning unit and three split air-conditioning systems provides climate control for the technical equipment and working areas. The installation has been converted to R407C refrigerant and ensures reliable temperature control for the technical infrastructure.

Power is supplied via a 410 V / 63 A CEE connection. The electrical installation uses a TN-S system and complies with the relevant requirements of DIN VDE 800 Part 2 for mobile telecommunications installations, as well as DIN VDE 100-410.
Overall, the OB Truck provides a robust and proven platform for television and media production applications, with a body and interior layout specifically designed to meet the requirements of professional outside broadcasts.
The OB is in very good condition.

Technical specifications of the OB Van:

OB Van: Rack ready OB Van – Mercedes-Benz / DaimlerChrysler Actros 2540
Euro Emission Norm: Euro 3
Mileage: 249.000 KM
MOT certification of the OB Van valid until: August 2027
First registration of the OB Van: November 2003
Measurements OB Van: Length x Width x Height (road mode): 12 m x 2.5 m x 3.96 m Length x Width x Height (production mode): 12 m x 2.5 m x 4.5 m
Weight of the OB Van: Maximum permitted weight: 25,600 kg
Possible weight on the axles: 7,100 kg / 11,500 kg / 7,100 kg (rear steering axle)
Working positions: Vision Control prepared for 10 RCPs and 4 external RCPs; space for 10 CCUs in Vision Control.
Extension: Hydraulic extension by Spezialfahrzeugbau Pfaff; electrical remote control available. Battery operation without external power is possible.
Power system: 1x 63A CEE Main power cable: 30 m
Hydraulic stamps: Hydraulic stabilizers with electrical control and remote control
Air condition System – DKA / Pfaff: 4 separate circuits with 8.5 kW cooling capacity each; separately controlled production rooms. Refrigerant: R407C – up to 45 degrees
Sandwich frame construction of the OB Van: Steel frame construction with wood structure and aluminum paneling
Video/Audio connections on the rear side: 10x Triax camera connectors (Damar & Hagen)
Electrical cable drums on the rear side: 12x electrical controlled “Schill” cable drums -each drum can be equipped with up to 250,tr. -9mm Triax cable or up to 300mtr. fiber cable

Paradeisergasse 9 • 9020 Klagenfurt, Austria
Tel.: +43 463-90 8000 • Fax: +43 463-90 8000-99
e-mail: stvmd@stvmd.com • http://www.stvmd.com

Included cables on the drums - rear side: 3 x 300 m Belden Y-cable with each 2 x Multimode and 3 x Singlemode phases
3 x 300 m Belden Fiber cable with each4 x Multimode and Neutrik-connectors
Walkable roof and possibility to locate a camera on the roof -No: Partially walkable for maintenance of roof AirCon units with PPE. Roof not prepared for camera installation.
Commentary position installation in the driver cabin: There are video/Audio connections and a table for a commentary position installed in the driver cabin. Also, there is a curtain installed, to cover all windows during the commentary.
Floor heating: A floor heating on all working places is installed

Refurbishments made on the OB Van: 2012 – Video and Audio equipment components changed AirCondition compressors and evaporator motors replaced (year not specified)

Service of tractor / chassis: May 2026 – service completed, documentation available Part of the exhaust system renewed; rear steering axle reportedly repaired

Room concept OB Van:
Production gallery, Vision Control, MAZ recording area and Audio Gallery.

Videomatrix – Grass Valley Trinix with integrated Multiviewer-1080i:
Grass Valley Trinix 192 x 192 video matrix – 3G capability -upgrade with licence possible
Included cards:
4x TRX Multi Image Display
6x TRX HI 3 G Input Base
6x TRX HO 3 G Ouput Base
1x Sync Ref Board
2x Processor Board
4x Controlboard DM 33512

Video Distribution Lynx 5000:
8x DVD 5820
4x SVD 5612
4x CDA 5011
2x DVA 5724
2x DVA 5760

Video mixer:
Grass Valley Kayenne – 3.5 M/E; 1080i
42 inputs
Integrated DVE

OB control system -VSM
Video control system VSM – status 2012 - redundant

Slow motion positions - Slow-motion servers are not included:
4 EVS positions – 2x in the production Gallery, 2x in the Glue area
Pre-cabled to integrate 3x EVS Machines

Recording position:
4 VTR positions are pre-cabled in the VTR room.

Audio Gallery:
Lawo MC²56 MK I audio mixer/Panel - installed and included in the OB package
Included cards in the Lawo Core:
2x Routercard - Router MK II 980/33
2x Doppel-MADI Karte 981/03
5x MADI-AES3 Card 981/0e

2x DALLIS audio stage boxes are included
Dallis 1 -included cards:
1xMastercard 947/05
3x Mic/Line Card 941/53
Dallis 2 -included cards:
1xMastercard 947/05
5X- Line In/Out Card 94/183
2x Line Out Card 942/02
1x GPIO Card 945/01
1x Phones Card 942/61

Audio Soundboxes -included:

2x Geithain	Speaker	RL 906	Main Production Gallery
2x Geithain	Speaker	RL 906	Audio Gallery
3x Geithain	Speaker	RL 944	Audio Gallery
2x Geithain	Speaker	RL 906	VTR Area
2x Geithain	Speaker	RL 906	Vision Control

Intercom System: Not included
Positions pre-cabled for 15x Intercom Panels
There was a Riedel Artist G2 - 64x64 installed – not included

Removed Equipment:

Removed Monitors:
3x Penta 20W – Vision Control
2x Sony PVM 1741 – Vision Control
1x Sony BVM-F170 – Vision Control
1x Sony PVM 1741 – Audio Gallery

Removed Dolby Encoder/Decoder – from Audio Gallery
Dolby Encoder DP571
Dolby Decoder DP 572
Dolby Audiotool DP 570

Paradeisergasse 9 • 9020 Klagenfurt, Austria
Tel.: +43 463-90 8000 • Fax: +43 463-90 8000-99
e-mail: stvmd@stvmd.com • http://www.stvmd.com

Removed from Audio Gallery:

4x K&H Speakers M52
1x Atec Eventdriver
2x Riedel Riface
1x Multiplexer PMX 2008 + 1x PMX 2004
1x Tascam CD Player

UPS system

Space for new one available

Pictures of the OB Van – Exterior:





Paradeisergasse 9 • 9020 Klagenfurt, Austria
Tel.: +43 463-90 8000 • Fax: +43 463-90 8000-99
e-mail: stvmd@stvmd.com • http://www.stvmd.com





Paradeisergasse 9 • 9020 Klagenfurt, Austria
Tel.: +43 463-90 8000 • Fax: +43 463-90 8000-99
e-mail: stvmd@stvmd.com • http://www.stvmd.com





Paradeisergasse 9 • 9020 Klagenfurt, Austria
Tel.: +43 463-90 8000 • Fax: +43 463-90 8000-99
e-mail: stvmd@stvmd.com • http://www.stvmd.com

Pictures of the OB Van – Exterior





Paradeisergasse 9 • 9020 Klagenfurt, Austria
Tel.: +43 463-90 8000 • Fax: +43 463-90 8000-99
e-mail: stvmd@stvmd.com • http://www.stvmd.com





Paradeisergasse 9 • 9020 Klagenfurt, Austria
Tel.: +43 463-90 8000 • Fax: +43 463-90 8000-99
e-mail: stvmd@stvmd.com • http://www.stvmd.com

Rear connections and cable drums:









Paradeisergasse 9 • 9020 Klagenfurt, Austria
Tel.: +43 463-90 8000 • Fax: +43 463-90 8000-99
e-mail: stvmd@stvmd.com • http://www.stvmd.com

Technical connections and equipment





Paradeisergasse 9 • 9020 Klagenfurt, Austria
Tel.: +43 463-90 8000 • Fax: +43 463-90 8000-99
e-mail: stvmd@stvmd.com • http://www.stvmd.com

Air conditioning and hydraulic stamps/jacks





Paradeisergasse 9 • 9020 Klagenfurt, Austria
Tel.: +43 463-90 8000 • Fax: +43 463-90 8000-99
e-mail: stvmd@stvmd.com • http://www.stvmd.com

Driver cabin:





Paradeisergasse 9 • 9020 Klagenfurt, Austria
Tel.: +43 463-90 8000 • Fax: +43 463-90 8000-99
e-mail: stvmd@stvmd.com • http://www.stvmd.com



Paradeisergasse 9 • 9020 Klagenfurt, Austria
Tel.: +43 463-90 8000 • Fax: +43 463-90 8000-99
e-mail: stvmd@stvmd.com • http://www.stvmd.com



Installation for commentary position



Audio – Video - Connections

Paradeisergasse 9 • 9020 Klagenfurt, Austria
Tel.: +43 463-90 8000 • Fax: +43 463-90 8000-99
e-mail: stvmd@stvmd.com • http://www.stvmd.com

Audio gallery:







Paradeisergasse 9 • 9020 Klagenfurt, Austria
Tel.: +43 463-90 8000 • Fax: +43 463-90 8000-99
e-mail: stvmd@stvmd.com • http://www.stvmd.com

Main Production Gallery – including 2x Slowmo positions





Paradeisergasse 9 • 9020 Klagenfurt, Austria
Tel.: +43 463-90 8000 • Fax: +43 463-90 8000-99
e-mail: stvmd@stvmd.com • http://www.stvmd.com

Additional Slowmo positions/ TOM position



Paradeisergasse 9 • 9020 Klagenfurt, Austria
Tel.: +43 463-90 8000 • Fax: +43 463-90 8000-99
e-mail: stvmd@stvmd.com • http://www.stvmd.com

Vision control:



Paradeisergasse 9 • 9020 Klagenfurt, Austria
Tel.: +43 463-90 8000 • Fax: +43 463-90 8000-99
e-mail: stvmd@stvmd.com • http://www.stvmd.com

Layout of the OB:

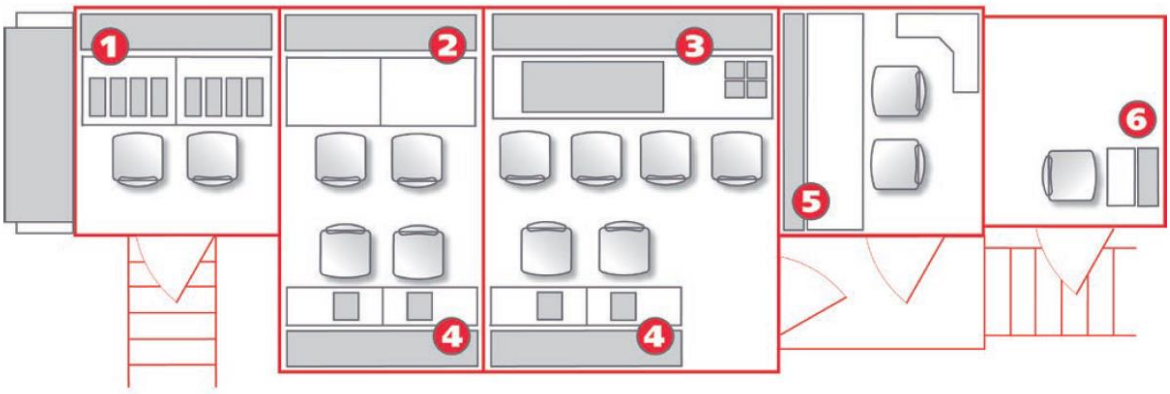

1: Vision Control
2: Editing-Suite
3: Production Gallery
4: Multifunctional Area / SloMo, Graphics etc.
5: Audio Gallery
6: Commentary Position

Monitor Layout:

Vision Control:

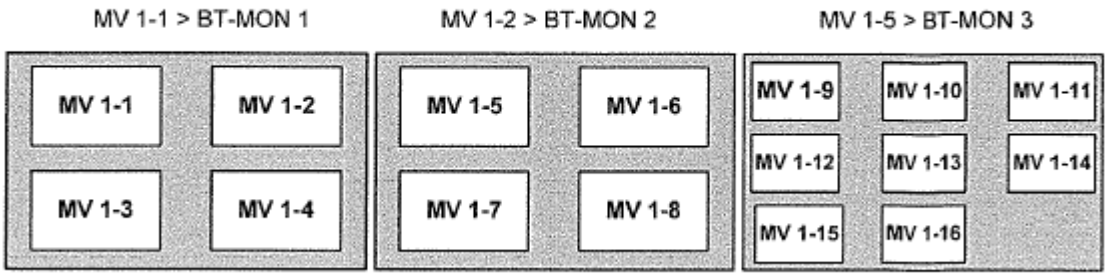

Paradeisergasse 9 • 9020 Klagenfurt, Austria
Tel.: +43 463-90 8000 • Fax: +43 463-90 8000-99
e-mail: stvmd@stvmd.com • http://www.stvmd.com

Vision Control:

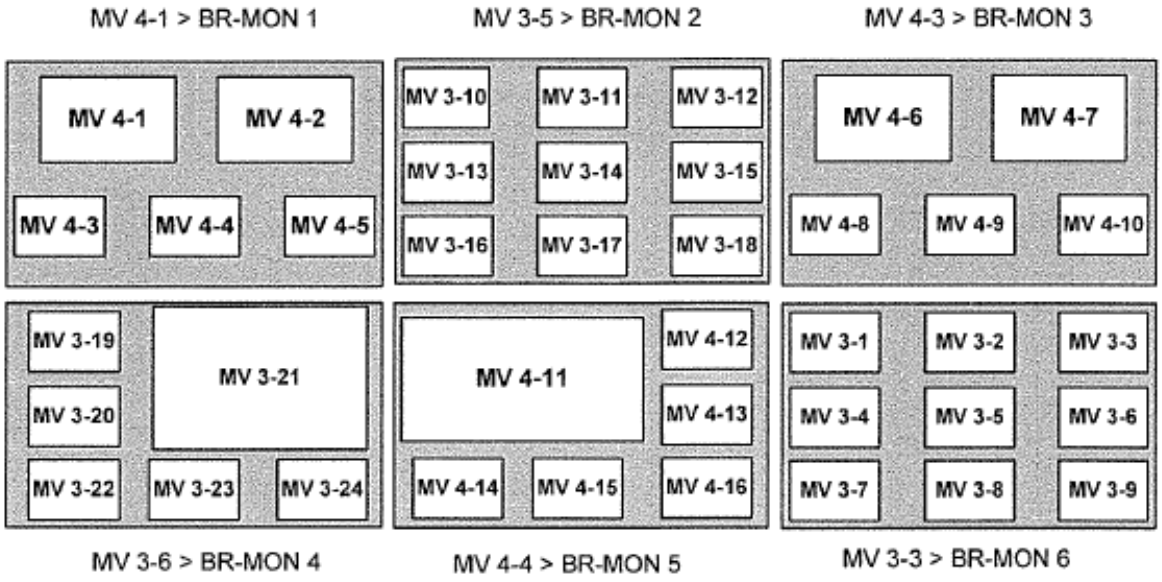

Rear:

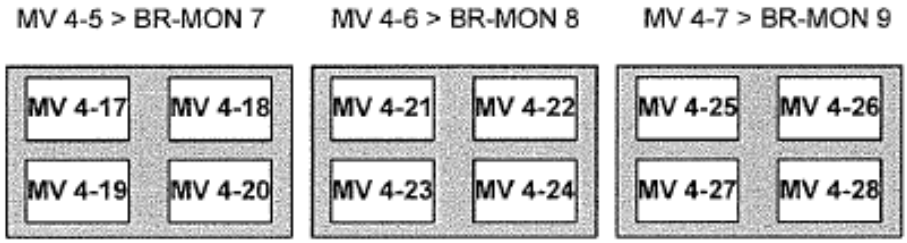

Paradeisergasse 9 • 9020 Klagenfurt, Austria
Tel.: +43 463-90 8000 • Fax: +43 463-90 8000-99
e-mail: stvmd@stvmd.com • http://www.stvmd.com

VTR Area:

Front

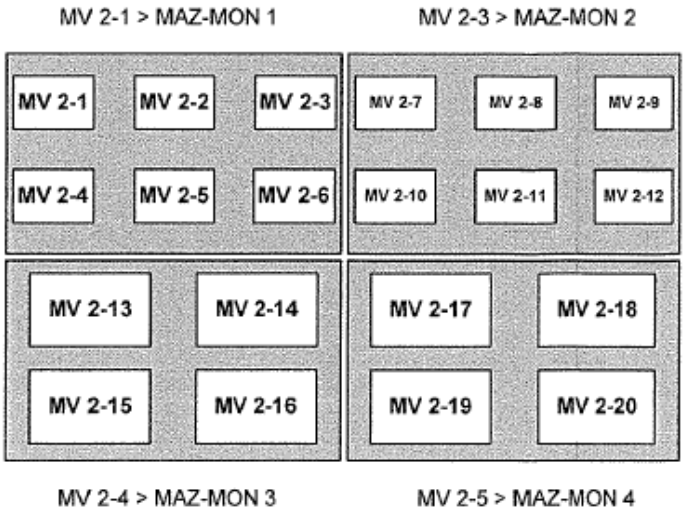

Rear

